

# TT-DCAOMT Quick Guide

## QUICK GUIDE FOR SIEMENS OMT\* CRAFT ACCESS TERMINALS

### CONTENTS:

SIEMENS OMT TERMINAL CONFIGURATION .....	Page	1
OMT TERMINAL SCREEN LAYOUT .....	Page	2
OMT PORT PARAMETERS .....	Page	3
OMT OPTIONS .....	Page	4
OMT TERMINAL SCREEN (TYPICAL) .....	Page	5

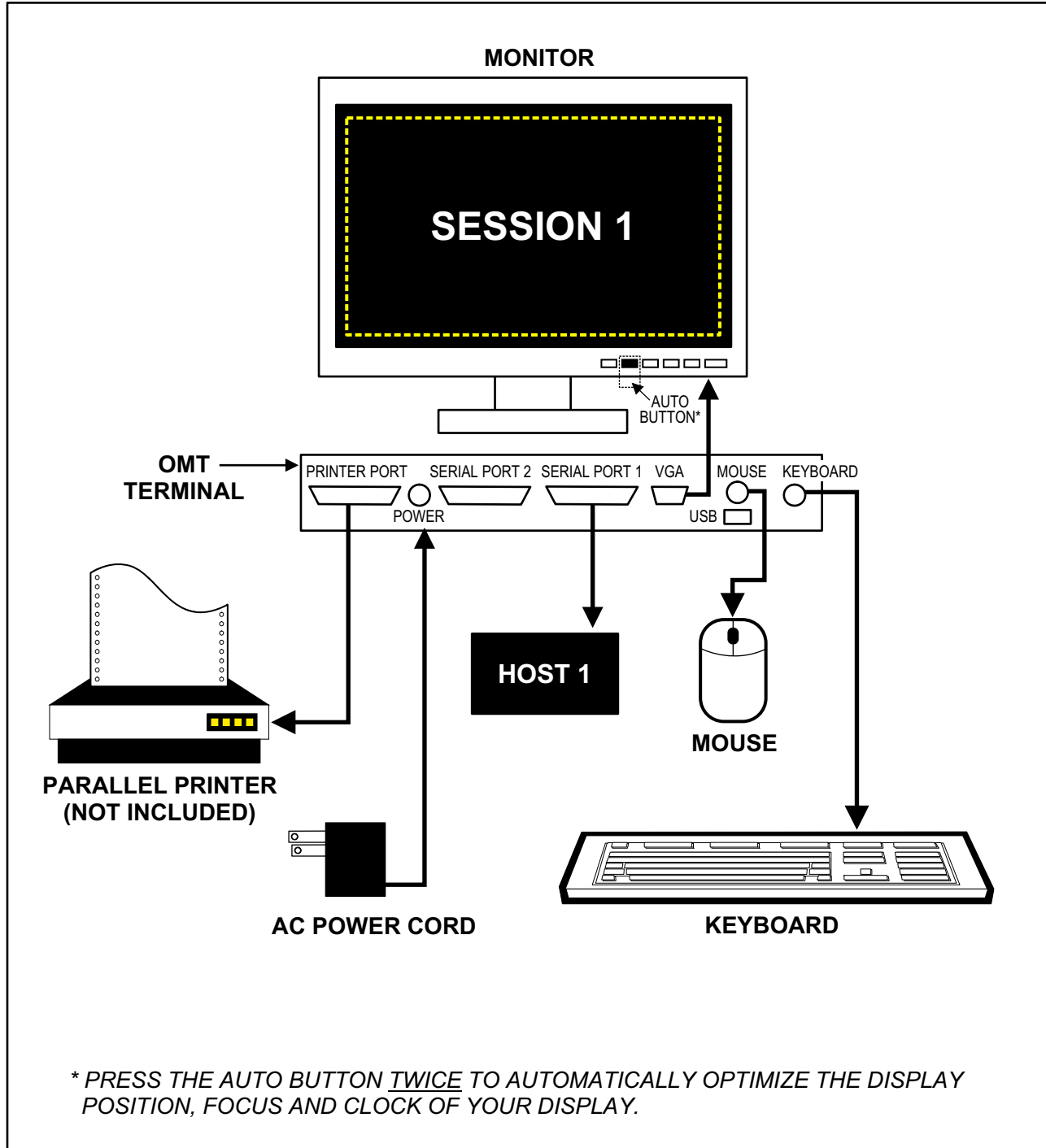


\*EWSD® OMT® are registered Trademarks of Siemens AG

# TT-DCAOMT Quick Guide

## SIEMENS OMT TERMINAL CONFIGURATION

FIGURE 1

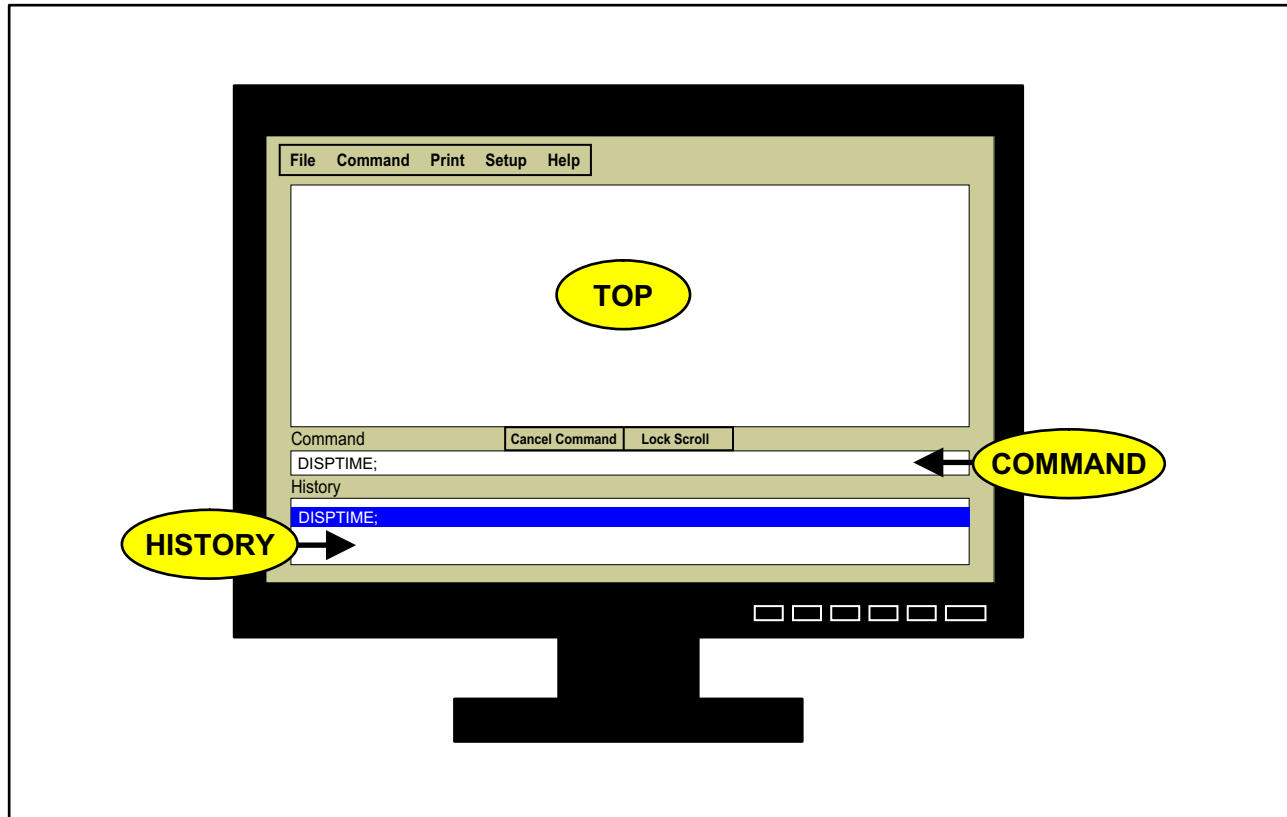


\*EWSD® OMT® are registered Trademarks of Siemens AG

# TT-DCAOMT Quick Guide

## OMT TERMINAL SCREEN LAYOUT

FIGURE 2



### Top Section

Receives output from the Switch.

### Command Line

User types commands and presses ENTER to send commands to the Switch.

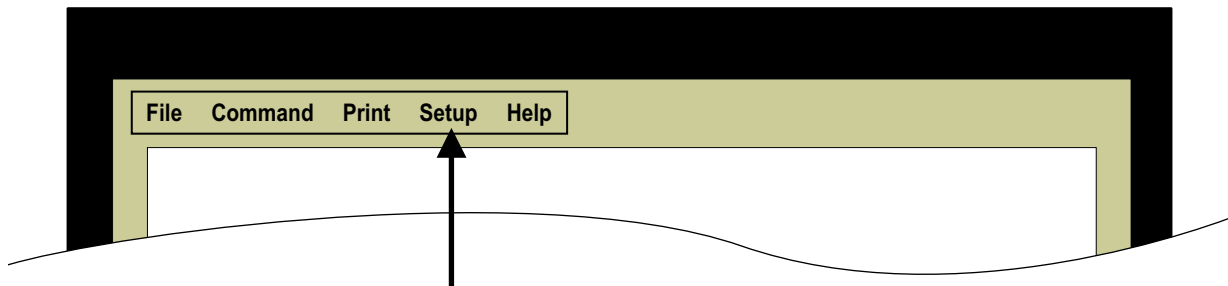
### History Section

Contains a list of previous commands.

Double Click on a History Command to add it to the Command Line.

# TT-DCAOMT Quick Guide

## OMT PORT PARAMETERS



### Setup > Port Parameters

The user chooses the specific port setup parameters for their switch.  
(Baud Rate, Parity, etc.)

**FIGURE 3**

### OMT Terminal - Port Parameters

Port	Baud Rate	Data Bits	Stop Bits	Parity	Hardware Flow Control
COM1: ▼	9600 ▼	7 Data Bits ▼	1 Stop Bit ▼	EVEN ▼	Force DTR/RTS ON ▼

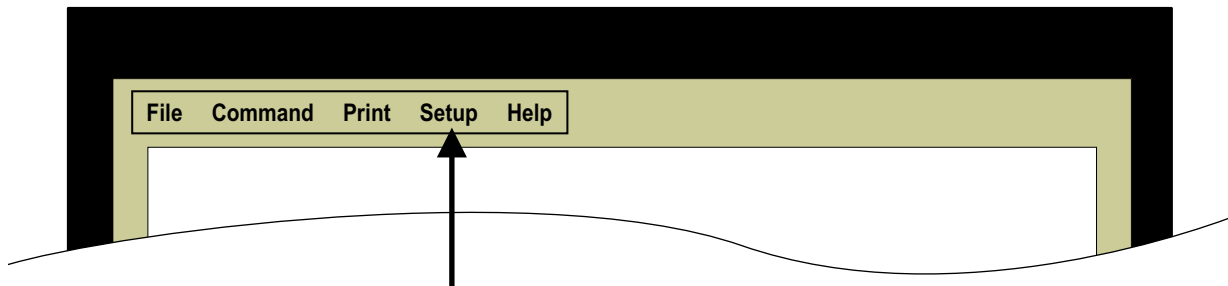
Software Flow Control <input type="checkbox"/>	XON Char	XOFF Char
	Q	S

Save as Default <input type="checkbox"/>	OK	Cancel
--	----	--------

# TT-DCAOMT Quick Guide

## OMT OPTIONS



### Setup > OMT Options

The user can set delays for OMT Commands in MS.

**FIGURE 4**

A screenshot of the 'OMT Options' dialog box. The dialog has a title bar 'OMT Options' and contains the following settings:

- Incomplete Message Timeout: 1000
- Command Request Timeout: 1000
- Transmission Timeout: 1000
- Add ^G to Password:
- Screen Saver: 2 MIN

At the bottom of the dialog are 'OK' and 'Cancel' buttons.

# TT-DCAOMT Quick Guide

## OMT TERMINAL SCREEN (TYPICAL)

FIGURE 5

<b>File</b>					<b>Command</b>					<b>Print</b>					<b>Setup</b>					<b>Help</b>																			
IDFD/MDFDNJ01DS5/USSCBR4V001/010										12-07-26										10:29:46																			
2269										OMT-00/BD1H1CK																													
NOTICE - PROPRIETARY SYSTEM																																							
THIS SYSTEM IS INTENDED TO BE USED SOLELY BY AUTHORIZED USERS IN THE COURSE OF LEGITIMATE CORPORATE BUSINESS. USERS ARE MONITORED TO THE EXTENT NECESSARY TO PROPERLY ADMINISTER THE SYSTEM, TO IDENTIFY UNAUTHORIZED USERS OR USERS OPERATING BEYOND THEIR PROPER AUTHORITY, AND TO INVESTIGATE IMPROPER ACCESS OR USE. BY ACCESSING THIS SYSTEM, YOU ARE CONSENTING TO THIS MONITORING.																																							
<																																							
READY TO EXECUTE <																																							
IDFD/MDFDNJ01DS5/USSCBR4V001/010										12-07-26										10:29:46																			
2269										OMT-00/BD1H1CK																													
DISPTIME;																				EXEC'D																			
DATE					TIME					DAY																													
12-07-26					10:29:46					TH					SECURE																								
END JOB 2334																																							
<b>Command</b>										<b>Cancel Command</b>										<b>Lock Scroll</b>																			
<b>History</b>																																							
DISPTIME;																																							

**For Assistance with OMT Commands,  
Please contact your Tier II Support Team.**