





FEATURES / APPLICATION	PART #	DESCRIPTION
<p><b>T1 Monitor Box</b></p> <ul style="list-style-type: none"> <li>Mounts between Network Interface Unit "Smart Jack" and Customer Service Unit (CSU)</li> <li>Monitors T1 signal, loopback or drop &amp; insert</li> </ul>	<p><b>400820</b></p>	<p><b>T1 MONITOR BOX</b></p> <div style="text-align: center;">  <p style="text-align: center;">↑ Bantam Jacks</p> </div>
<p><b>RJ48 (T1) to 4 Alligator Clips, (6')</b></p> <ul style="list-style-type: none"> <li>Alligator Clip Access to RJ48</li> <li>(Pins 1, 2, 4, 5)</li> </ul>	<p><b>400448X</b></p>	<p><b>RJ48 (T1) to (4) ALLIGATOR CLIPS</b></p> <div style="text-align: center;">  </div>
<p><b>RJ48S (DDS) to 4 Alligator Clips, (6')</b></p> <ul style="list-style-type: none"> <li>Alligator Clip Access to RJ48</li> <li>(Pins 1, 2, 7, 8)</li> </ul>	<p><b>400448AS</b></p>	<p><b>RJ48 (DDS) to (4) ALLIGATOR CLIPS</b></p> <div style="text-align: center;">  </div>
<p><b>RJ11 to Mini Alligator Clips, (6')</b></p> <ul style="list-style-type: none"> <li>Alligator Clip Access to RJ11</li> <li>(Pins 3, 4 Green/Red)</li> </ul>	<p><b>400269MA</b></p>	<p><b>RJ11 to MINI ALLIGATOR CLIPS</b></p> <div style="text-align: center;">  </div>