




FEATURES / APPLICATION	PART #	VZ ID #	DESCRIPTION
<p><b>Bantam to Bantam - Red, (6')</b></p> <p><b>Bantam to Bantam - Red, (3')</b></p> <p><b>Bantam to Bantam - Red, (8')</b></p> <p><b>Bantam to Bantam - Red, (13')</b></p> <ul style="list-style-type: none"> <li>• General purpose test / patch cord</li> </ul>	<p><b>400210RD</b></p> <p><b>400210RD-03</b></p> <p><b>400210RD-08</b></p> <p><b>400210RD-13</b></p>	<p><b>1104 3640</b></p> <p><b>1100 7946</b></p> <p><b>1100 7947</b></p> <p><b>1125 8962</b></p>	<p><b>BANTAM to BANTAM - RED</b></p> 
<p><b>Bantam to Bantam - Black, (6')</b></p> <p><b>Bantam to Bantam - Black, (3')</b></p> <p><b>Bantam to Bantam - Black, (8')</b></p> <p><b>Bantam to Bantam - Black, (13')</b></p> <ul style="list-style-type: none"> <li>• General purpose test / patch cord</li> </ul>	<p><b>400210BK</b></p> <p><b>400210BK-03</b></p> <p><b>400210BK-08</b></p> <p><b>400210BK-13</b></p>	<p><b>1104 3639</b></p> <p><b>1100 7943</b></p> <p><b>1100 7944</b></p> <p><b>1125 8963</b></p>	<p><b>BANTAM to BANTAM - BLACK</b></p> 
<p><b>Bantam to Bantam, (6')</b></p> <p><b>Bantam to Bantam, (2')</b></p> <p><b>Bantam to Bantam, (4')</b></p> <p><b>Bantam to Bantam, (10')</b></p> <p><b>Bantam to Bantam, (12')</b></p> <p><b>Bantam to Bantam, (15')</b></p> <p><b>Bantam to Bantam, (20')</b></p> <p><b>Bantam to Bantam, (25')</b></p> <p><b>Bantam to Bantam, (30')</b></p> <p><b>Bantam to Bantam, (40')</b></p> <p><b>Bantam to Bantam, (50')</b></p> <ul style="list-style-type: none"> <li>• General purpose test / patch cord</li> </ul>	<p><b>400210</b></p> <p><b>400210-02</b></p> <p><b>400210-04</b></p> <p><b>400210-10</b></p> <p><b>400210-12</b></p> <p><b>400210-15</b></p> <p><b>400210-20</b></p> <p><b>400210-25</b></p> <p><b>400210-30</b></p> <p><b>400210-40</b></p> <p><b>400210-50</b></p>	<p><b>8721 4240</b></p> <p><b>8727 2187</b></p> <p><b>8727 3292</b></p> <p><b>8725 7313</b></p> <p><b>8724 0825</b></p> <p><b>8727 3294</b></p> <p><b>8723 6197</b></p> <p><b>8727 4263</b></p> <p><b>8722 2495</b></p> <p><b>8726 0958</b></p> <p><b>1105 1326</b></p>	<p><b>BANTAM to BANTAM</b></p> 
<p><b>Right Angle Bantam to Right Angle Bantam, (2')</b></p> <p><b>Right Angle 310 to Right Angle 310, (2')</b></p> <ul style="list-style-type: none"> <li>• "Right Angle" test cord for "Patching" T1 circuits inside SLC Series 5 or SLC-96 cabinets</li> </ul>	<p><b>400210R</b></p> <p><b>400310R</b></p>	<p><b>363418</b></p> <p><b>8703 1754</b></p>	<p><b>RIGHT ANGLE PATCH CORD</b></p> 