




FEATURES / APPLICATION	PART #	DESCRIPTION
<p><b>Bantam "Y" to 800 Duplex (White Cord), (6')</b>  <b>Bantam "Y" to 800 Duplex (White Cord), (12')</b></p> <ul style="list-style-type: none"> <li>• "WHITE CORD" establishes a "Near-Side" connect</li> <li>• Disconnects "Far-Side"</li> </ul>	<p><b>408801</b>  <b>408801-12</b></p> <p><b>VZ ID # 8702 8108</b> <b>6'</b>  <b>8702 8109</b> <b>12'</b></p>	<p><b>BANTAM "Y" to 800 DUPLEX (WHITE CORD)</b></p> 
<p><b>310 "Y" to Duplex (White Cord), (6')</b></p> <ul style="list-style-type: none"> <li>• "WHITE CORD" establishes a "Near-Side" connect</li> <li>• Disconnects "Far-Side"</li> </ul>	<p><b>408802</b></p> <p><b>VZ ID # 8722 7400</b></p>	<p><b>310 "Y" to 800 DUPLEX (WHITE CORD)</b></p> 
<p><b>Bantam "Y" to 800 Duplex (Blue Cord), (6')</b></p> <ul style="list-style-type: none"> <li>• "BLUE CORD" establishes a "Far-Side" connect</li> <li>• Disconnects "Near-Side"</li> </ul>	<p><b>408803</b></p> <p><b>VZ ID # 396096</b></p>	<p><b>BANTAM "Y" to 800 DUPLEX (BLUE CORD)</b></p> 
<p><b>310 "Y" to 800 Duplex (Blue Cord), (6')</b></p> <ul style="list-style-type: none"> <li>• "BLUE CORD" establishes a "Far-Side" connect</li> <li>• Disconnects "Near-Side"</li> </ul>	<p><b>408804</b></p> <p><b>VZ ID # 8722 7401</b></p>	<p><b>310 "Y" to 800 DUPLEX (BLUE CORD)</b></p> 