





FEATURES / APPLICATION	PART #	DESCRIPTION
<p>Bantam to 800 DSX, (6') Bantam to 800 DSX, (25')</p> <ul style="list-style-type: none"> • Test equipment access to 800 DSX 	<p>408210 408210-25</p> <p>AT&T PID # ATT.10000815 6' ATT.10000841 25'</p>	<p>BANTAM to 800 DSX</p> 
<p>800 DSX (male) to Bantam (female), (2')</p> <ul style="list-style-type: none"> • Plug Bantam into female Bantam converts to 800 DSX 	<p>408210F</p> <p>AT&T PID # ATT.10000817</p>	<p>800 DSX (male) to BANTAM (female)</p> 
<p>310 to 800 DSX, (6')</p> <ul style="list-style-type: none"> • Test equipment access to 800 DSX 	<p>408310</p> <p>12 STATE ATT.100041960</p> <p>SOUTHEAST ATT.10000823</p>	<p>310 to 800 DSX</p> 
<p>800 DSX to 800 DSX, (12')</p> <ul style="list-style-type: none"> • 800 DSX patch cord • Available in various lengths 	<p>408800-12</p> <p>AT&T PID # ATT.10000839</p>	<p>800 DSX to 800 DSX</p> 
<p>800 DSX Terminating Plug</p> <ul style="list-style-type: none"> • 100 ohm Terminating Plug 	<p>408800TP-1</p> <p>12 STATE ATT.100076980</p> <p>SOUTHEAST ATT.10000619</p>	<p>800 DSX TERMINATING PLUG</p> 