





FEATURES / APPLICATION	PART #	DESCRIPTION
<p>Cord Test Shoe - Dual Plug (327) to 463A, (16')</p> <ul style="list-style-type: none"> • Frame Cord 	<p>T-W4BR-16</p> <div style="background-color: black; color: white; padding: 2px; text-align: center; margin-top: 5px;"> AT&T PID # ATT.100035140 </div>	<p style="text-align: center;">DUAL 310 (327) to PROTECTOR</p> 
<p>Cord Test Shoe - Dual Plug (327) to Porta, (16')</p> <ul style="list-style-type: none"> • Frame Cord 	<p>T-W4BR-P</p> <div style="background-color: black; color: white; padding: 2px; text-align: center; margin-top: 5px;"> AT&T PID # ATT.100409620 </div>	<p style="text-align: center;">DUAL 310 (327) to PORTA</p> 
<p>Cord Test Shoe - Dual Plug (327) to 252A/B, (16')</p> <ul style="list-style-type: none"> • Frame Cord 	<p>T-4W6A-16</p> <div style="background-color: black; color: white; padding: 2px; text-align: center; margin-top: 5px;"> AT&T PID # ATT.100409630 </div>	<p style="text-align: center;">DUAL 310 (327) to 252A/B</p> 
<p>Cord Test Shoe - Dual Plug (327) to 412A/B, (16')</p> <ul style="list-style-type: none"> • Frame Cord 	<p>T-4W11A-16</p> <div style="background-color: black; color: white; padding: 2px; text-align: center; margin-top: 5px;"> AT&T PID # ATT.100409640 </div>	<p style="text-align: center;">DUAL 310 (327) to 412A/B</p> 
<p>Cord Test Shoe - Dual Plug (327) to Wire Wraps, (16')</p> <ul style="list-style-type: none"> • Frame Cord 	<p>400327WP-16</p> <div style="background-color: black; color: white; padding: 2px; text-align: center; margin-top: 5px;"> AT&T PID # ATT.100035129 </div>	<p style="text-align: center;">DUAL 310 (327) to WIRE WRAPS</p> 