


# D4 Channel Check Unit

# T-D4CC

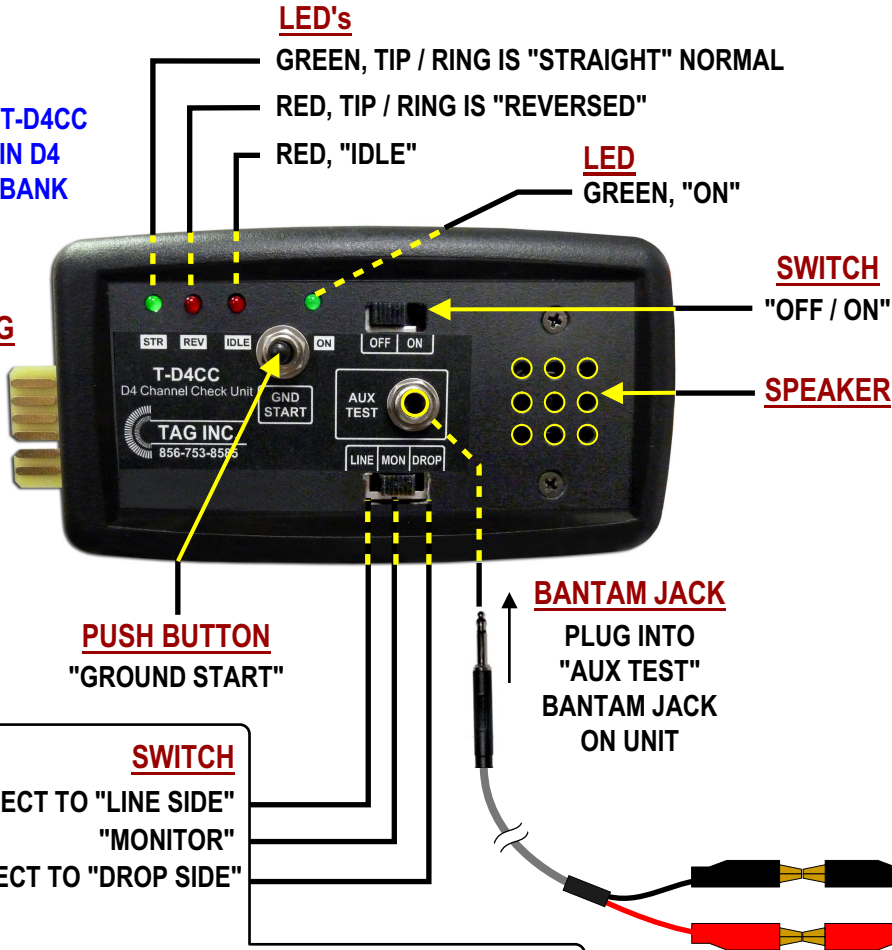
**AT&T PID #**  
**ATT.100090490**



**CARDS IN A D4 CHANNEL BANK**

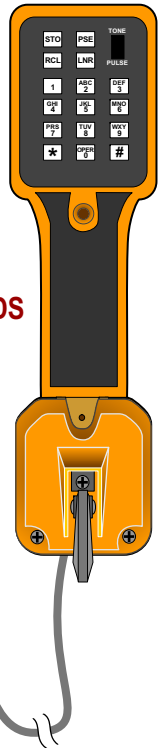
**CONNECT # T-D4CC TO CARD IN D4 CHANNEL BANK**

**D4 PLUG**



- With the switch in the idle "MONITOR" position, insert the # T-D4CC channel checker into the port on the face of the D4 card.
- Slide the switch to "DROP" & observe the led's for a green-red-green sequence indicating a "wink" from the local PBX equipment.

**BUTT-SET & CORDS**  
*(not supplied)*



150 Cooper Rd. (F-15)  
W. Berlin, NJ 08091

www.tagcords.com  
**Telecom Assistance Group**

Telephone: (856) 753-8585  
Fax: (856) 768-7645

# D4 Channel Check Unit

**T-D4CC**

*Need a CMC 5151 Channel Chek Unit ?*

**TAG has a  
Replacement Model for this  
previously discontinued part....**

**DISCONTINUED  
CMC 5151  
CHANNEL CHEK UNIT  
(YELLOW BOX)**



**PN # T-D4CC**  
D4 Channel Check Unit



**Application:**

TAG's PN # T-D4CC replaces defective CMC 5151 Chek Units which are currently discontinued by the manufacturer.

**Ordering Information:**

**T-D4CC**

**D4 Channel Check Unit**

**AT&T PID #**

**ATT.100090490**

150 Cooper Rd. (F-15)  
W. Berlin, NJ 08091

[www.tagcords.com](http://www.tagcords.com)

Telephone: (856) 753-8585

Fax : (856) 768-7645

**Telecom Assistance Group**