


Identifying Lucent 2B Fan Units

(COMCODE: 105550420)



TAG Refurbishment, Lucent 2B Fan Unit (TFR-LU2B-01)

OLD FAN UNIT (EMPTY)



TFC-LU2BC-01
NEW Alarm Control Board

TF-LU2B (QTY OF 3)
48V Fan for Lucent 2B Fan Unit
w/ 3 Wire Plug



NEW FAN 1




NEW FAN 2



NEW FAN 3

COMPLETED REFURB
WITH ALL NEW FANS,
NEW ALARM CONTROL BOARD &
WARRANTY LABEL



Tray Refurbished By: PN: TFR-LU2B-01
SN: 148193
WARRANTY EXP DATE: 01-13-2023




For questions or additional information please contact:

Rob Schramm
Regional Sales Manager
(o) 856-753-8585
(c) 856-701-6727
(e) rob@tagcords.com

TAG Refurbishment, Lucent 2B Fan Unit (TFR-LU2B-01)

OLD TRAY
Lucent 2B Fan Unit
(COMCODE: 105550420)



TAG REFURBISHED FAN TRAYS - FOLLOW YOUR REPAIR PROCESS THROUGH UPFRONT

Tool and Test Set Repair Ticket

Please complete the form below. If possible, include the Serial Number/Asset Tag of the unit. The Ship To Address is required. **It will be the address that the unit will be returned to.** Upon submission, a shipping label will be generated. This must be included on your return. You will be notified via email when the equipment is received by the Supplier and when the Repair has been completed.

TAG's Fan Assembly refurbishment item is chosen from the dropdown menu

Tool/Test Set: Fan Assembly, 2B Lucent Fan Tray (COMCODE: 105550420) TAG Refurbishment TFR-LU2B-01

Supplier: TAG INC. **TAG is chosen as the supplier**

Serial Number: []

Asset Tag: []

Ship to Address: 1311 PROVIDENCE DR, LAWRENCEVILLE, GA 30044 [Lookup](#)

Manager ATTUID (Who Owns Equipment): RS781D [Lookup](#)

Contact ATTUID (To Be Called if Problem): RS781D

Problem Category: Other

Description of Problem: Refurbish Lucent 2B fan tray

Manufacturer: Lucent

Model #: 2B fan tray

Create Ticket will issue repair # and shipping label

Main Menu | Order Material | My Orders | My Approvals | My Material | Order Status | Reports | Profile | View Cart | Help | Logout | © AT&T Inc.

upFront Tool

Repair Return Label

Once the ticket has been created and submitted, if successful, the user will receive a **Repair Tag Number** and shipping document as shown in the example below.

- Please print **(3) three copies**, this allows the user to keep one, place one inside the box, and place one outside the box when shipping your tool/material for repair.
- Once you have completed printing all of your copies you can exit out of the Repair Return Label screen.

